

PrepMaster® Mini - Micro Air Abrasive Tip

Patented. US & Int'l Patents Pending ♦ PrepMaster® & EtchMaster® are trademarks of Groman Inc.

GENERAL OPERATION - The PrepMaster® - Mini tip is a disposable single-use self-contained air abrasion device. The PrepMaster®- Mini tips are color coded BROWN and are pre-filled with 27µ Aluminum Oxide. A single PrepMaster® - Mini is able to perform all classes of cavity preparation and ideally, as well as surface etching for cement removal and bond preparation. The PrepMaster® - Mini tip mounts into a finger-actuated handpiece which is powered by the standard house air supply using a Quick Disconnect adapter. The finger-activated Flow Control Button mounted on the handpiece provides instantaneous On/Off flow control and regulates the powder delivery rate. For full cutting power the Flow Control Button must be pushed down firmly.

Higher operating pressures provide faster cutting rates and increase in patient sensitivity. For most efficient and comfortable operation a maximum of 80 psi is recommended.

Caution: DO NOT USE EtchMaster® tips these pressure settings.

The PrepMaster® - Mini tips may be utilized in a continuous sweep over the target area, or in a pulsating operation so as to sandblast the tooth surface removing material structure and penetrating to the desired depth. The rotatable nozzle provides for quick nozzle positioning. The nozzle is held about 1mm from the tooth surface; holding the instrument further away from the target surface increases the size of the affected surface while reducing the powder impact.

Please Check www.DisposableAirAbrasion.com web site for installation details.

INDICATIONS FOR USE

- Cutting and preparation of tooth structure, both enamel and dentin for all classes of cavity preparations.
- For removal of composite restorations.
- For roughening and/or etching of tooth surfaces, enamel, dentin, and dental restorations for adhesive restorative procedures.

SAFETY - Read the instructions and **MSDS on backside** carefully before using this device. The manufacturer, distributor, or retailer of this product can exercise no control over the use of the PrepMaster® - Mini tips and is/are not responsible for damages due to misuse of the product.

- This is a disposable device. Dispose after single patient use regardless of the remaining quantity of powder.
- **DO NOT attempt to refill**, sterilize, or reuse.
- Mounting and removal the device more than once will degrade device operation.
- Federal Law restricts this device to sale by or on the order of a licensed dentist.
- Rubber dam must be used to protect adjacent teeth and soft tissue. Matrix band should be used to protect adjacent teeth during interproximal preparation.
- Due to the alumina powder, it is necessary to protect the eyes of anyone present in the treatment room during the procedure, namely the patient, assistant and dentist. For patient protection goggles and/or face (eyes and nose) covering with powder resistant material is recommended. All treatment room personnel should already be wearing eye protection. We recommend dental personnel wear face shields over safety glasses and masks for extra protection.
- Do not use oxygen or other flammable or toxic gases as propellant.
- Excessive air abrading will erode most surfaces. Practice and experiment on typodonts, pennies, stainless steel, extracted teeth, or glass slides before actual use. These surfaces will simulate both precious and non-precious alloys and porcelain.

CAUTION: Do not point the PrepMaster® - Mini nozzle towards your face or eyes. Always wear protective safety glasses when using this device. NEVER refill and/or reuse the device once it has run out of material. Safely dispose after use.

USER INSTRUCTIONS

2008 © Groman Inc PUB-720-D

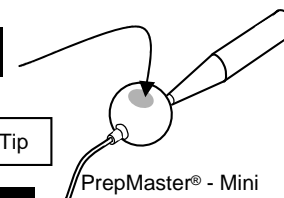
Phone: 800-906-9298

IMPORTANT - REVIEW SAFETY PRECAUTIONS PRIOR TO USE. Manufacturer is not responsible for damages due to misuse of the product.

STEP 1 - Check that tip color code is BROWN.

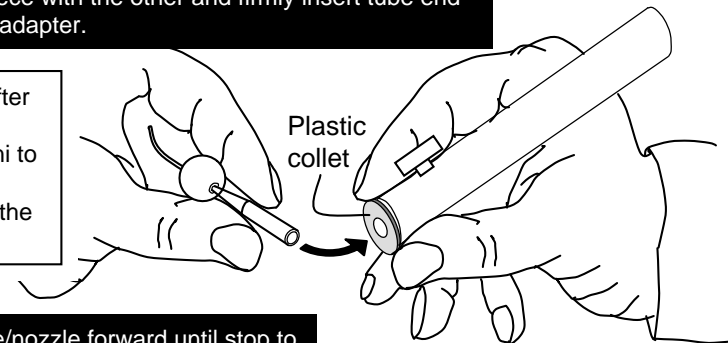
BROWN: PrepMaster® - Mini

Other Colors: EtchMaster® Tip



STEP 2 – Hold tube end of the PrepMaster® - Mini tip with one hand and the handpiece with the other and firmly insert tube end into the plastic collet adapter.

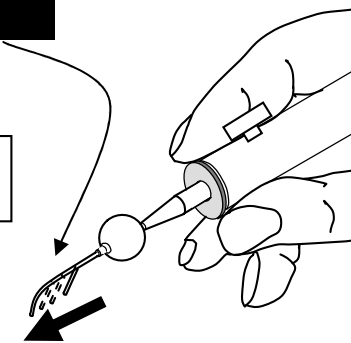
IMPORTANT – After insertion pull on PrepMaster® - Mini to ensure secure engagement with the adapter.



STEP 3 – Pull needle/nozzle forward until stop to unseal abrasive material.

Note – Turning needle/nozzle prior to pulling reduces required pulling strength.

PrepMaster® - Mini tip is now operational



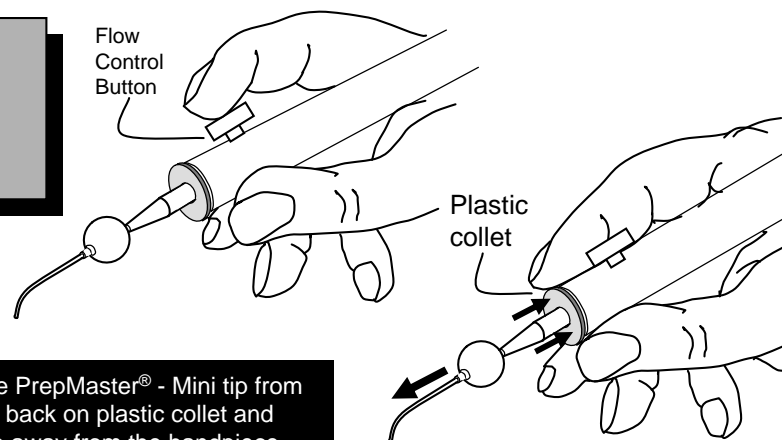
STEP 4 – Direct needle/nozzle at target surface and actuate Flow Control Button.

NOTE: Push Flow Control Button Firmly Down for Full Cutting Power

Flow Control Button

Plastic collet

Discard PrepMaster®-Mini Post-Op or once powder is depleted.



STEP 5 – Remove PrepMaster® - Mini tip from adapter by pulling back on plastic collet and then pulling the tip away from the handpiece.

Materials Safety Data Sheet
Aluminum Oxide

SECTION I – General Information

Manufacturer's Name:	Groman Inc.
	4900 NW 15 th Street, Suite 4494
	Margate, FL 33063
Telephone:	(954) 649-8008
Company Contact:	Compliance Manager
Date (Revised):	October 12, 2004
Product/Trade Name:	Fused Aluminum Oxide
Synonyms:	Alpha Alumina
Chemical Family:	Refractory Oxide
Formula:	Al ₂ O ₃

SECTION II – Hazardous Components

None

SECTION III – Physical Data

Melting Temperature:	3700 Degrees F (2038 degrees C)
Specific Gravity:	3.97 gm/cc
Hardness:	9 Mohs scale; 2100 Knoop Scale
Water Solubility:	Insoluble in water and organic solvents
pH:	7-8
Color:	Light brown or white
Odor:	None, odorless

SECTION IV – Fire & Explosion Data

Non-flammable; does not support combustion. Not an explosion hazard.

SECTION V – Health Data

Chemical Name	C.A.S. NO	Percent	Limits for air contaminants	
			TWA Mg/M3	PEL Mg/M3
Alpha Alumina (Al ₂ O ₃)	1344-28-1	99+%		
Total Dust			10(e)	15
Respirable Fraction			5	5

Source of Exposure Limit Data

ACGIH Threshold Limit Values; OSHA Tables: Z-1-A, Z-2, Z-3

Possible effects of Overexposure: Individuals with lung disorders should not be exposed to conditions where large airborne quantities of the nuisance dust exist without precautions taken to alleviate the aggravated preexisting medical condition.

Inhalation:	Choking sensation, respiratory system passageways irritation.
Skin Contact:	No evidence of adverse effects expected.
Eye Contact:	May cause Irritation.
Swallowing:	Non-toxic. May cause irritation of the throat and digestive passageways.
Carcinogen:	No evidence of carcinogenicity.

SECTION VI – Reactivity Data

None with water, air, heat, or strong oxidizers.

SECTION VII – Environmental

Waste may be considered as inert material.

SECTION VIII – Handling, Storage, Transportation

Stable under normal conditions of use, transportation, and storage.

Spill, leak and disposal: Avoid dust during cleanup.

SECTION IX – Special Precautions

Use with adequate ventilation to meet exposure limits. When exposure is excessive, NIOSH approved respiratory protection should be used.

Materials Safety Data Sheet
Sodium Bicarbonate

2006 © Groman Inc.
PUB-463D

SECTION I – General Information

Manufacturer's Name:	Groman Inc.
	4900 NW 15 th Street, Suite 4494
	Margate, FL 33063
Telephone:	(954) 649-8008
Company Contact:	Compliance Manager
Date (Revised):	August 10, 2006
Product/Trade Name:	Sodium Bicarbonate
Synonyms:	Baking Soda
Chemical Family:	Alkali
Formula:	NaHCO ₃

SECTION II – Hazardous Components

None

SECTION III – Physical Data

Melting Temperature:	N/A
Specific Gravity:	60 Lb/ft ³ @ 72 °F
Hardness:	N/A
Water Solubility:	16g/100ml @ 60 °C
pH:	7-8
Color:	White powder
Odor:	None, odorless

SECTION IV – Fire & Explosion Data

Non-flammable; does not support combustion. Not an explosion hazard.

SECTION V – Health Data

Inhalation (acute):	Choking sensation, respiratory system passageways irritation- May cause coughing, shortness of breath. Provide fresh air, apply artificial respiration as needed. Obtain first aid or medical assistance, if needed.
Skin Contact:	Not absorbed through skin. No evidence of adverse effects expected.
Eye Contact:	May cause Irritation - Wash with large amounts of water, obtain first aid or medical assistance, if needed.
Swallowing:	Gross ingestion (1/2lb+) may cause Alkalosis; However, as a natural material in the body its is well tolerated. Other potential health risks not known.
Carcinogen:	No evidence of carcinogenicity.

Source of Exposure Limit Data

ACGIH Threshold Limit Values – N/A

Possible effects of Overexposure: Individuals with lung disorders should not be exposed to conditions where large airborne quantities of the nuisance dust exist without precautions taken to alleviate the aggravated preexisting medical condition.

SECTION VI – Reactivity Data

Avoid contact with Strong Acids.

SECTION VII – Environmental

Waste may be considered as inert material.

SECTION VIII – Handling, Storage, Transportation

Stable under normal conditions of use, transportation, and storage.

Spill, leak and disposal: Avoid dust during cleanup.

SECTION IX – Special Precautions

Use with adequate ventilation to meet exposure limits. When exposure is excessive, NIOSH approved respiratory protection should be used. See OSHA 29CFR1910.24 and 29CFR1910.1000